


SOUTH CAROLINA

User's Guide

for **PowerAlgebra.com**
and **PowerGeometry.com**



Prentice Hall

Algebra 1
Geometry
Algebra 2



PearsonSchool.com
800-848-9500

PEARSON

Welcome!



This guide will lead you through PowerAlgebra.com and PowerGeometry.com.

Go digital with online Student Editions, video, audio, interactive content, and personalized teaching and learning tools. PowerAlgebra.com and PowerGeometry.com seamlessly connect the print and digital worlds to engage students in the study of mathematics and to inspire teachers with easy-to-navigate instructional support and tools for planning.

- | | | | |
|---|-------------------|----|----------------------|
| 2 | Getting Started | 10 | Instruction |
| 4 | Your Home Page | 11 | Practice |
| 6 | Teaching a Lesson | 13 | Assessment |
| 8 | Launch | 14 | Classroom Management |

Getting Started



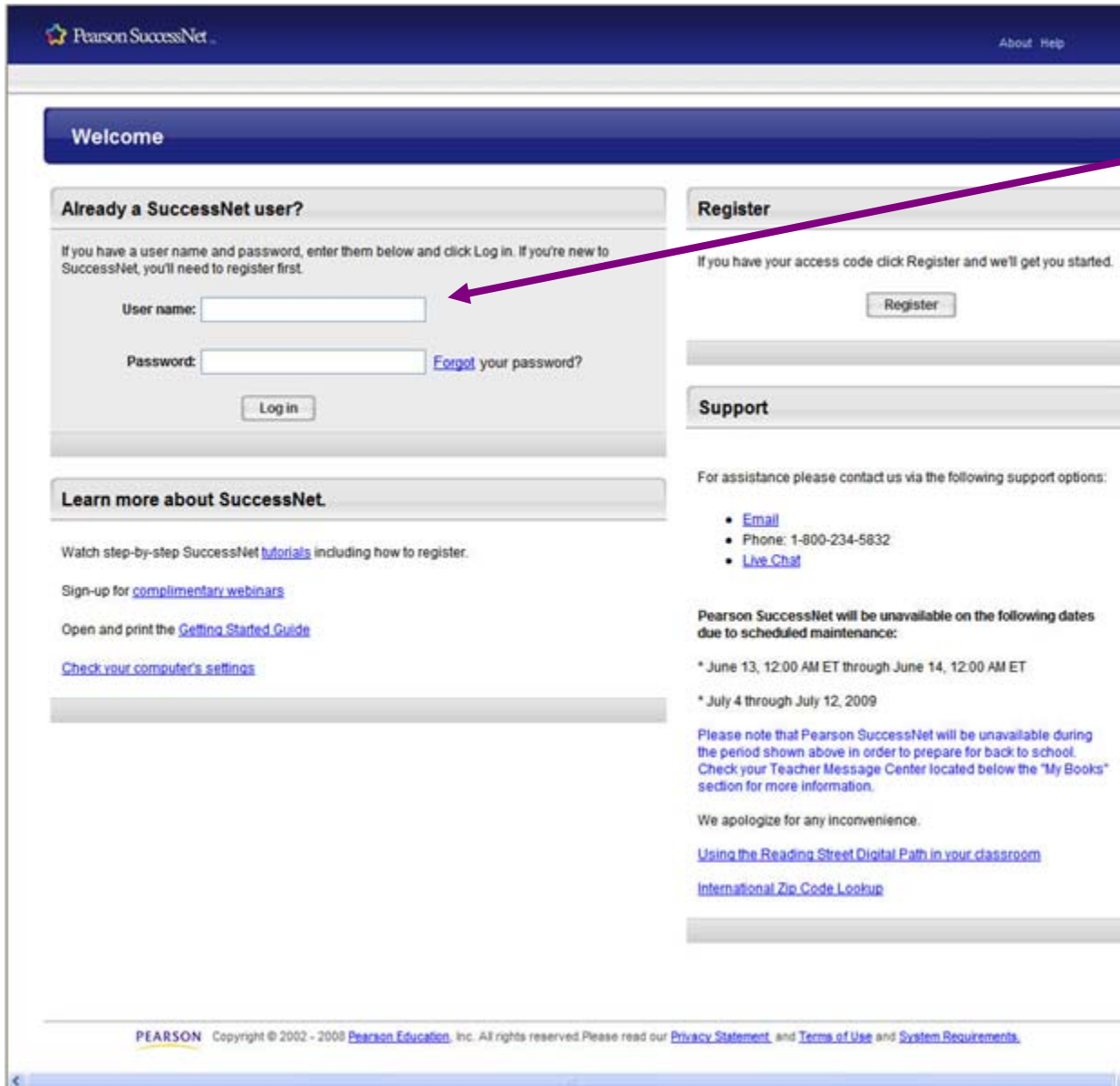
1

Launch your browser and then go to **PowerAlgebra.com** or **PowerGeometry.com**.

2

Click on **Pearson SuccessNet**.

Getting Started

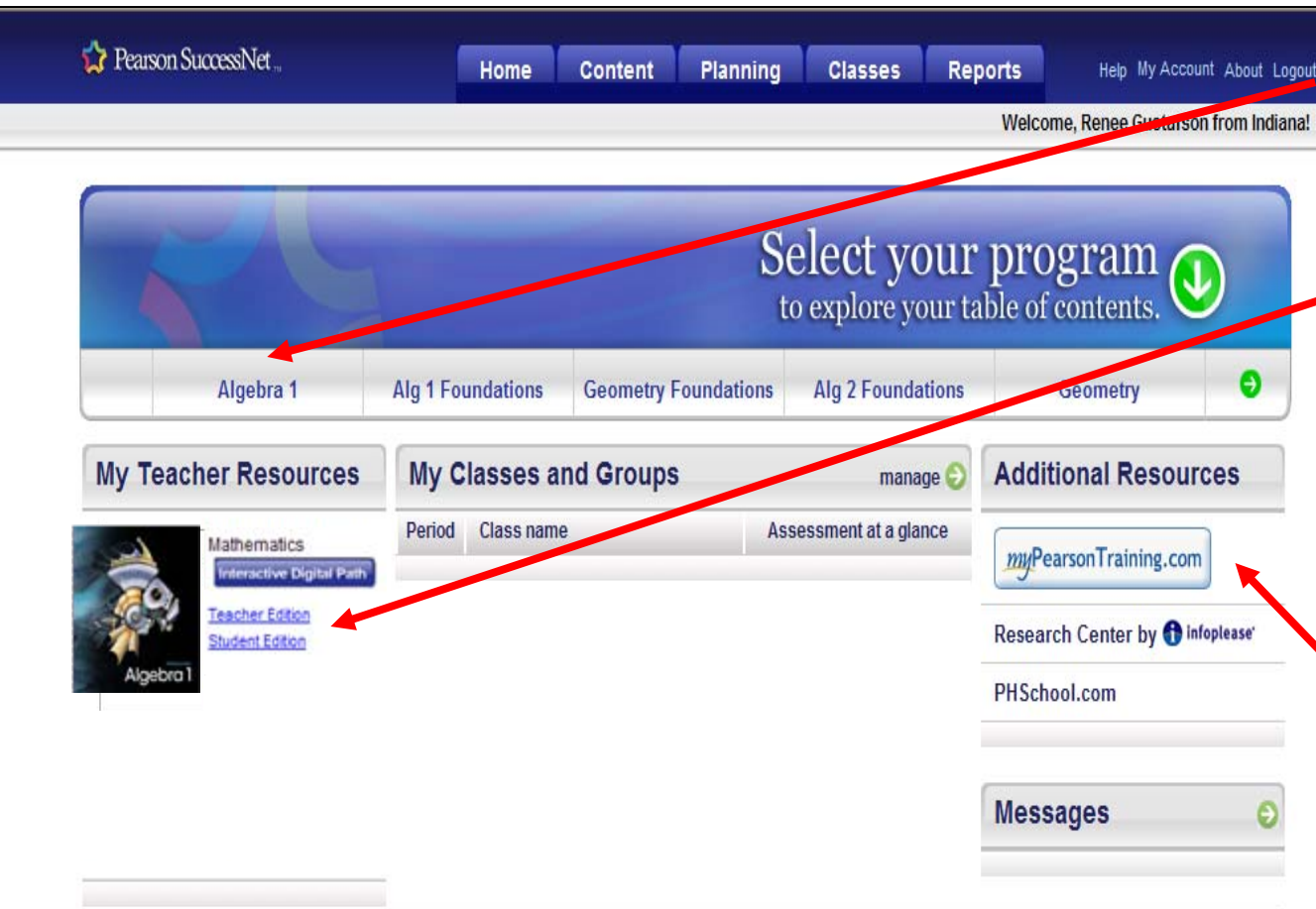


1

Enter the **User name** and **Password** to log in.

User Name: SCMATH
Password: 123456

Your Home Page



1

Choose your course tab on the border at the top of the screen

2

Access your **Student** and **Teacher Edition** and **resources** from links on the left side of the screen. Multiple courses can be accessed through the same user name and home page.

3

Stay informed with **Message** updates and online professional development at **myPearsonTraining.com**.

Your Home Page

5

Access your online Student Edition and Teacher's Editions through the home page. **My eBook** is your online student edition with built-in audio support as well as links to student worksheets.

PEARSON Florida Algebra 1 Student Edition Print

7-5 Division Properties of Exponents

Objective: To divide powers with the same base by using a quotient rule.

Essential Understanding: You can use properties of exponents to divide powers with the same base.

Property: Dividing Powers with the Same Base

Words: To divide powers with the same base, subtract the exponents.

Algebra: $a^m \div a^n = a^{m-n}$, where $a \neq 0$ and m and n are integers.

Examples: $\frac{2^5}{2^2} = 2^{5-2} = 2^3$ $\frac{5^7}{5^3} = 5^{7-3} = 5^4$ $\frac{10^8}{10^4} = 10^{8-4} = 10^4$

440 Chapter 7 Exponents and Exponential Functions

Resources

Page 440 Go

Legal Notice | Privacy Policy | Permissions | Copyright © 2008 Pearson Education, Inc. All rights reserved.

1

Access student workbook pages immediately through the **Resources** link.

2

The navigation bar allows you to quickly access student and teacher edition pages.

Teaching a Lesson

The screenshot shows the Pearson SuccessNet interface for Algebra 1. At the top, there are navigation tabs: Home, Content, Planning, Classes, and Reports. Below these are links for Table of Contents, Tests, and Search. The main header features the text 'Prentice Hall Algebra 1' and a navigation bar with categories: Algebra 1, Alg 1 Foundations, Geometry Foundations, Alg 2 Foundations, and Geometry. The 'Table of Contents' section is expanded to show 'Chapter 7 > Lesson'. A list of lessons is displayed, including 'My Math Video', '7-1: Zero and Negative Exponents', '7-2: Scientific Notation', '7-3: Multiplying Polynomials', '7-4: More Multiplication of Exponents', 'MathXL: Mid-Chapter Practice and Review', '7-5: Division Properties of Exponents', '7-6: Exponential Functions', and '7-7: Exponential Growth and Decay'. A blue context menu is open over the '7-2: Scientific Notation' lesson, showing options: View, Assign, Information, and Add to Planner. Three yellow arrows point from the numbered instructions on the right to the corresponding elements in the screenshot: arrow 1 points to the 'Table of Contents' link, arrow 2 points to the '7-2: Scientific Notation' lesson entry, and arrow 3 points to the 'View' option in the context menu.

1

Click a Chapter.

2

Click a Lesson.

3

Choose from the menu to **View** the lesson, **Assign** it to your students, find **Information**, such as state standards (*coming soon*), or add it to your **Lesson Planner**.

Teaching a Lesson

The screenshot shows the Pearson SuccessNet interface for Algebra 1. At the top, there are navigation tabs: Home, Content, Planning, Classes, and Reports. Below these are links for Table of Contents, Tests, and Search. A search bar is located in the top right of the navigation area. The main header features the text 'Prentice Hall Algebra 1' and a background image of a robot and a fish. Below the header are tabs for course levels: Algebra 1, Alg 1 Foundations, Geometry Foundations, Alg 2 Foundations, and Geometry. On the left side, there is a 'Search By' section with options for Keyword and Media Type, and a 'Favorites' section. The main content area displays search results for the keyword 'slope'. The results are presented in a table with columns for Image, Title, Type, and Sub Type.

Image	Title	Type	Sub Type
	7-1: Zero and Negative Exponents	Lesson	
	Lesson 7-7	Practice	Online Homework
	Lesson 7-4	Practice	Online Homework
	Lesson 7-1	Practice	Online Homework

1

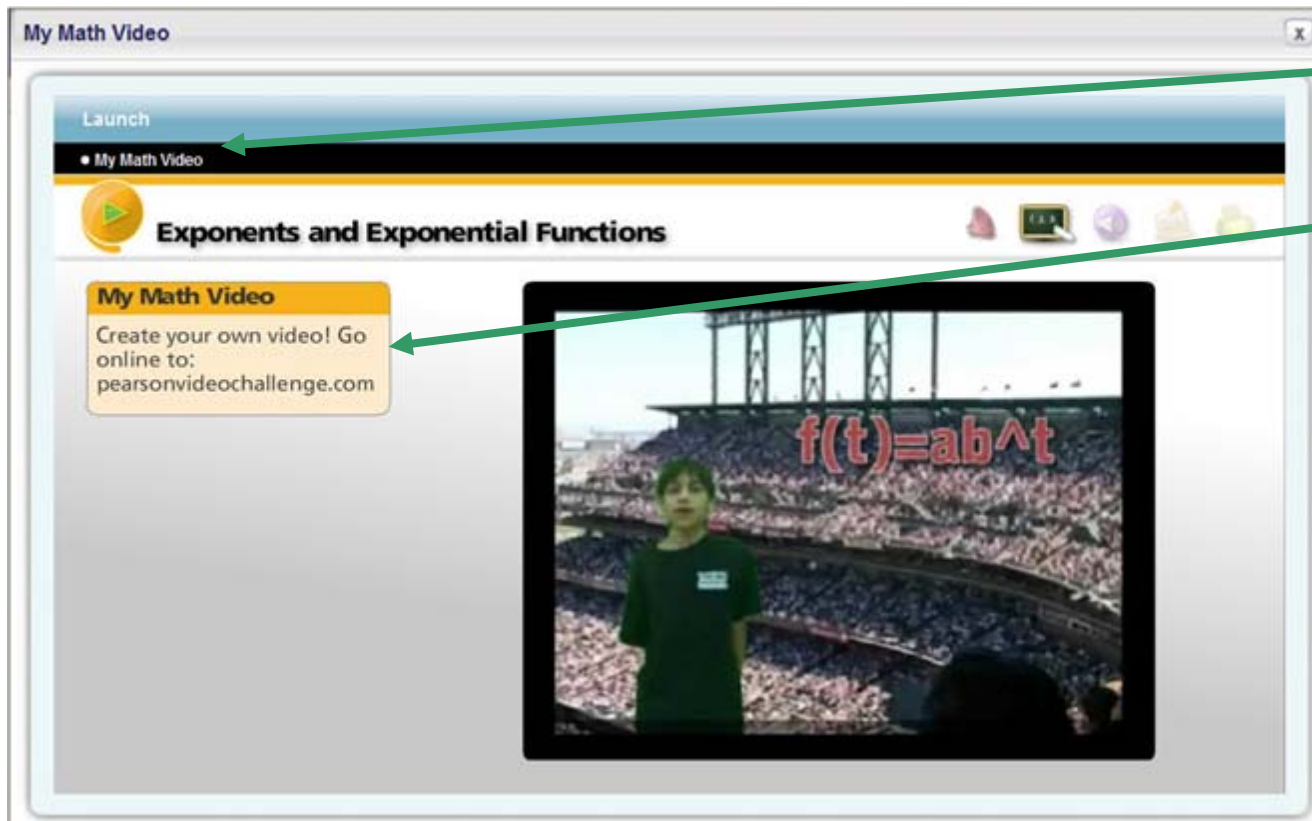
Click on **Search**.

2

Multiple search options allow you to find and teach a lesson by Keyword, Standards, or Media Type. You can also search for selected worksheets to assign to students.

Launch

My Math Video presents content in a real-life context – developed and produced by students.



1

Each chapter begins with a My Math Video.

2

Students are encouraged to create their own videos for the chapter through the Pearson Video Challenge.

3

To exit the video, click the **X** in the upper right-hand corner.

Launch

Solve It! presents a problem that helps connect what students know to an important concept in the lesson.

The screenshot shows a software window titled "7-6: Exponential Functions". At the top, there is a navigation bar with "Launch", "Instruction", "Practice", and "Assessment". Below this, a sub-bar shows "Solve It!" and "Dynamic Activity". The main content area features a "Solve It! Getting Ready!" section with a blue background. It contains a text problem about a soccer team's practice drill, two clipboards labeled "Plan 1" and "Plan 2" with their respective practice schedules, and a speech bubble from a cartoon character asking a question. At the bottom right of the content area, there are navigation arrows and the text "2 of 4".

7-6: Exponential Functions

Launch — Instruction — Practice — Assessment

• Solve It! • Dynamic Activity

Solve It! Getting Ready!

Your soccer team wants to practice a drill for a certain amount of time each day. Which plan will give your team more total practice time over 4 days? Over 8 days? Explain your reasoning.

Plan 1
5 minutes today and then 1 minute more each day than the previous day

Plan 2
1 minute today and then twice as much time each day as the previous day

As the days increase, what happens to the number of minutes according to each plan?

2 of 4

1

Get Ready for the lesson using the **Solve It!**

2

Use the arrows at the bottom of the screen to move through the Solve It!

Instruction

Online Problems guide students through problems with step-by-step solutions and helpful tools for support.

The screenshot shows a web browser window titled "7-3: Multiplying Powers With the Same Base". The interface includes a navigation bar with "Launch", "Instruction", "Practice", and "Assessment" tabs. Below this is a breadcrumb trail: "Problem 1", "2", "3", "4", and "Alternative Problem 2". The main content area is titled "Problem 2: Multiplying Powers in Algebraic Expressions". It asks the user to find the simplified form of the expression $4z^5 \cdot 9z^{-12}$. A "Plan" section provides a hint: "Which parts of the expression can you combine? You can group the coefficients and multiply. You can also write any powers that have the same base with a single exponent." A cartoon character is visible on the left. At the bottom, there are navigation arrows and a "3 of 12" indicator.

- 1 Click on a problem to begin. Use the audio icon to turn off the avatar's voice.
- 2 **Alternative Problems**, when available, provide opportunity to differentiate instruction.
- 3 Click on the arrows to guide through the problem at your own pace. You can go back to steps at any time to review.

Practice

Online Homework can be assigned to students through the classroom management system.

7-6: Exponential Functions

Launch —> Instruction —> Practice —> Assessment

• Online Homework

Lesson 7-6

Click the printer icon in the toolbar to print this page.

Practice and Problem-Solving Exercises

A Practice Determine whether each table or rule represents an exponential function. Explain why or why not.

8.

x	1	2	3	4
y	2	8	32	128

9.

x	0	1	2	3
y	6	9	18	33

10. $y = 4 \cdot 5^x$
14. $y = -3 \cdot 0.25^x$

11. $y = 12 \cdot x^2$
13. $y = (x + 3)$

Evaluate each function for the given value.

14. $f(x) = 6^x$ for $x = 2$
15. $g(t) = 2 \cdot 0.4^t$ for $t = -2$

18. **Finance** An investment of \$5000 doubles in value every decade. The function $f(x) = 5000 \cdot 2^x$, where x is the number of decades, models the growth of the value.

1 of 3

1

Click on **Key Concepts** for help as you complete homework.

2

Vocabulary provides math definitions in English and Spanish, in print and read aloud

3

Print this page.

Practice

MathXL® for School exercises provide additional practice at the middle and end of every chapter.

MathXL: Mid-Chapter Practice and Review

Practice

• MathXL: Mid-Chapter Practice

MathXL: Mid-Chapter Practice and Review

Exercise 1
Exercise 2
Exercise 3
Exercise 4
Exercise 5
Exercise 6
Exercise 7
Exercise 8
Exercise 9
Exercise 10

Simplify the following expression.

5^{-3}

$5^{-3} =$ (Type an integer or a simplified fraction.)

Help Me Solve This
View an Example
Print

Enter any number or expression in the edit field, then click Check Answer.

1

Click on the link to each exercise.

2

Complete each exercise and get instant feedback. Examples and tutorials support each exercise.

Assessment

Students can test their knowledge using the **Self Quiz** for each lesson.

7-1: Zero and Negative Exponents

Launch — Instruction — Practice — Assessment

• Self Quiz

Lesson 7-1

1. What is the simplified form of the expression?
a. 4^{-2}
b. $(12.72)^0$
2. What is the simplified form of the expression?
a. $12y^{-3}z^{-4}$
b. $\frac{2}{c^{-7}}$
3. What is the value of $4x^{-3}y^2$ for $x = -2$ and $y = 4$?
4. The number of hits on a website doubles every month. About 29,200 people visited the website during May. The expression $29,200 \cdot 2^t$ models the number of visitors after t months. Evaluate the expression for $t = 0$ and $t = -3$. Describe what each value of the expression represents in the situation.

1 of 2

1

Use the questions to check what students have learned during the lesson.

2

Click on the forward arrow to get responses for each question.

Classroom Management Resources

14

Coming
Soon!

The **Online Lesson Planner** saves you time and helps you align your lessons to standards.

Lesson Plans

Month Week Day

Tip! Drag your lesson into a calendar day.

May, 2009

Monday	Tuesday	Wednesday	Thursday	Friday	Sat/Sun
					1 2
					3
4	5	6	7	8	9
					10
11	12	13	14	15	16
					17
18	19	20	21	22	23
					24
25	26	27	28	29	30
					31

1

Easily click and drag **Lesson Plans** into the **Lesson Planner Calendar**.

2

View lesson plans by **month, week, or day**.

You can auto schedule lesson plans for the entire year, including days to block out!

Classroom Management Resources

15

Coming
Soon!

Quickly and easily manage your classes, students and critical student data with tools to generate reports.

<input type="checkbox"/>	Student Name	User Name	Grade	Student ID	SuccessNet Language
<input type="checkbox"/>	Clifford, Connor	hsmathreview3	09		English
<input type="checkbox"/>	Kelly, Ed	hsmathreview6	09		English
<input type="checkbox"/>	O'Dea, Keira	hsmathreview4	09		English
<input type="checkbox"/>	O'Reilly, Maddie	hsmathreview_alg1	09		English
<input type="checkbox"/>	Santiago, Theresa	hsmathreview5	09		English

1

Add students manually or import class rosters.

2

Assign **diagnostic tests** for a course and **edit** settings for students based on results.

Classroom Management Resources

16

Coming
Soon!

Assignment name

Assignment name	Type	Start date	End date
7-6: Exponential Functions	Lesson	05/31/2009	06/14/2009
MathXL: Mid-Chapter Practice and Review	Lesson	05/31/2009	06/05/2009
My Math Video	Lesson	05/31/2009	06/02/2009

1

Students receive To Do lists listing assignments with due dates and tests.

Classroom Management Resources

17

Coming Soon!

Reports are simple to run and help you track student and class performance.

1

Click on Reports

2

See how each student is doing on each standard.

Class Standards Report for Washington Middle/High School

Key Mastered Not Mastered Not Attempted

	BOH P8 Select appropriate operations to solve problems...	BOH P9 Use appropriate operations to solve problems...	BOH P10 Evaluate a solution for reasonableness.	BOH P11 Use multiplication by a constant factor...	BOH P12 Communicate mathematical reasoning...
# of students who have mastered standards	12	29	25	24	
Total Students	30	30	30	30	
Andrew Lauer	X	✓	✓	✓	
Belinda Cortez	X	✓	✓	✓	
Christopher Hale	X	X	X	X	
Dora diConti	✓	✓	✓	✓	
Edward Robertson	X	✓	✓	✓	
Emily Whitham	X	✓	✓	✓	
Felicity Withers	X	✓	✓	✓	
George Slate	X	X	✓	X	
Kevin Jackson	✓	✓	✓	✓	
Marcus Cooper	X	✓	✓	✓	
Mark Jacobs	X	✓	✓	✓	
Susan Kim	X	✓	✓	✓	